






**LEGEND**


- 


ITEM 2.1.1. SUPPLY 600 X 300 X 50MM DEPTH EXFOLIATED ADELAIDE BLACK OR AUSTRAL BLACK GRANITE PAVERS FOR PEDESTRIAN PAVEMENT. THE QUANTITY INCLUDES AN ALLOWANCE OF AN ADDITIONAL 15% FOR PAVER CUTS AND WASTAGE. REFER TO DETAILS AND SPECIFICATION NOTES.
- 


ITEM 2.2.1. INSTALL 600 X 300 X 50MM DEPTH EXFOLIATED ADELAIDE BLACK OR AUSTRAL BLACK GRANITE PAVED PEDESTRIAN KERB RAMP. INCLUDES SUBGRADE PREPARATION, DOB20 BASE COURSE (TO SUIIT PROPOSED LEVELS), COMPACTION, FIBRECRETE BLINDING LAYER INCLUDING 60MM WIDE X 210MM DEEP TAPERED EDGE BEAM, MORTAR, FORMWORK, LAYING OF PAVER, CUTS, JOINTS AND FINISHES. REFER TO CIVIL DRAWINGS, DETAILS, COP STANDARD DRAWING DS45 AND SPECIFICATION NOTES.
- 


ITEM 2.2.2. INSTALL 400 X 300 X 50MM DEPTH EXFOLIATED ADELAIDE BLACK OR AUSTRAL BLACK GRANITE PAVED DRIVEWAY PAVEMENT. INCLUDES SUBGRADE PREPARATION, DOB20 BASE COURSE (TO SUIIT PROPOSED LEVELS), COMPACTION, FIBRECRETE BLINDING LAYER, MORTAR, FORMWORK, LAYING OF PAVER, CUTS, JOINTS AND FINISHES. REFER TO CIVIL DRAWINGS, DETAILS, COP STANDARD DRAWING DS45 AND SPECIFICATION NOTES.
- 


ITEM 2.2.3. INSTALL 400 X 300 X 50MM DEPTH EXFOLIATED ADELAIDE BLACK OR AUSTRAL BLACK GRANITE PAVED DRIVEWAY PAVEMENT. INCLUDES SUBGRADE PREPARATION, DOB20 BASE COURSE (TO SUIIT PROPOSED LEVELS), COMPACTION, FIBRECRETE BLINDING LAYER, MORTAR, FORMWORK, LAYING OF PAVER, CUTS, JOINTS AND FINISHES. REFER TO CIVIL DRAWINGS, DETAILS, COP STANDARD DRAWING DS45 AND SPECIFICATION NOTES.
- 


ITEM 2.1.1. SUPPLY 600 X 300 X 50MM DEPTH EXFOLIATED ADELAIDE BLACK OR AUSTRAL BLACK GRANITE PAVERS FOR KERB INLETS. QUANTITY INCLUDES AN ALLOWANCE OF AN ADDITIONAL 15% FOR PAVER CUTS AND WASTAGE. REFER TO DETAILS AND SPECIFICATION NOTES.
- 


ITEM 2.2.2. INSTALL 600 X 300 X 50MM DEPTH EXFOLIATED ADELAIDE BLACK OR AUSTRAL BLACK GRANITE PAVED PAVED KERB INLETS. REFER TO COP STANDARD DRAWING DS49 AND SPECIFICATION NOTES.
- 


ITEM 4.2.2. SUPPLY AND APPLY NATURAL-LOOK SEALANT TO ALL EXPOSED GRANITE STONE SURFACES. REFER TO SPECIFICATION NOTES.
- 


ITEM 4.3. SUPPLY AND INSTALL 30 X 3MM DURAGAL STEEL ANGLE EDGE AROUND TREE FITS. REFER TO COP STANDARD DRAWING DS1 TYPE 3 AND SPECIFICATION NOTES.
- 


ITEM 4.4. SUPPLY AND INSTALL HEAVY DUTY REINFORCED CONCRETE LAYBACK AND GUTTER. INCLUDES SUBGRADE PREPARATION, DOB20 BASE COURSE (TO SUIIT PROPOSED LEVELS), COMPACTION, REINFORCEMENT, CONCRETE FORMWORK, JOINTS AND FINISHES. REFER TO COP STANDARD DRAWING DS1 TYPE 3 AND SPECIFICATION NOTES.
- 


ITEM 4.5.1. SUPPLY AND INSTALL 150MM HIGH CONCRETE KERB AND GUTTER. INCLUDES SUBGRADE PREPARATION, DOB20 BASE COURSE (TO SUIIT PROPOSED LEVELS), COMPACTION, CONCRETE FORMWORK, JOINTS AND FINISHES. REFER TO COP STANDARD DRAWING DS1 TYPE 1, DETAILS AND SPECIFICATION NOTES.
- 


ITEM 4.5.2. SUPPLY AND INSTALL 150MM HIGH CONCRETE MODIFIED KERB AND GUTTER FOR TREE PIT TYPE A. INCLUDES SUBGRADE PREPARATION, DOB20 BASE COURSE (TO SUIIT PROPOSED LEVELS), COMPACTION, CUT KERB INLETS FOR GUTTER BEIS, FINISHED CONCRETE WATER STOPS, CONCRETE FORMWORK, JOINTS AND FINISHES. REFER TO COP STANDARD DRAWING DS1 TYPE 1, DETAILS AND SPECIFICATION NOTES.
- 


ITEM 4.6. SUPPLY AND INSTALL 150MM WIDE PLAIN CONCRETE KERB RAMP. REFER TO COP STANDARD DRAWING DS4 AND SPECIFICATION NOTES.
- 

ITEM 4.7.1. SUPPLY AND INSTALL 500MM WIDTH X MINIMUM 175MM DEPTH AC14 DEEP LIFT ASPHALT ROAD PAVEMENT FROM FACE OF CIVIL WORKS. THE RESTORATION WORKS ADJACENT TO NEW CONCRETE KERB AND GUTTER WORKS IN ASPHALT ROAD PAVEMENT. REFER TO COP STANDARD DRAWING DS1 NOTE 9 AND SPECIFICATION NOTES.
- 

ITEM 4.7.2. SUPPLY AND INSTALL 10MM NOMINAL SIZED PRIMER SEAL PRIOR TO PLACEMENT OF ASPHALT RE-SHEET. REFER TO CIVIL DRAWINGS AND SPECIFICATION NOTES.
- 

ITEM 4.7.3. SUPPLY AND INSTALL MINIMUM 40MM DEPTH ASPHALT AC10 RE-SHEET. REFER TO CIVIL DRAWINGS AND SPECIFICATION NOTES.
- 

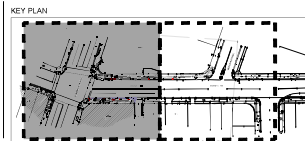
ITEM 4.8. SUPPLY AND INSTALL 100MM DEPTH DOB SUBBASE LAYER FOR TREE CELLS. INCLUDES SUBGRADE PREPARATION, DOB20 BASE COURSE (TO SUIIT PROPOSED LEVELS) AND COMPACTION. REFER TO DETAILS AND SPECIFICATION NOTES.
- 

ITEM 4.9. SUPPLY AND INSTALL 100 X 50MM R18 DRAINAGE PIPE TO CONNECT ROAD WATER OUTLETS TO PROPOSED KERB AND GUTTER. INCLUDED ALL EXCAVATION, ELBOW CONNECTIONS, BEDDING LAYER, COMPACTION, MODIFICATION TO KERBS AS REQUIRED, MAKE GOOD OF KERB AS REQUIRED, PIPE, BACKFILLING, JOINTS, SEALS AND CONNECTIONS. REFER TO COP STANDARD DRAWING DS2 AND SPECIFICATION NOTES.
- 

ITEM 5.1. PIT 01 - SUPPLY AND INSTALL KERB INLET ON-GRADE PIT WITH 750MM LENGTH PRECAST CONCRETE DRAINAGE INLET, TO NEW KERB INLET PIT. INCLUDES CLASS D BIKE SAFE GRATE AND FRAME TO NEW KERB INLET PIT. REFER TO COP STANDARD DRAWING DS21 SHEET 1 AND SPECIFICATION NOTES.

REFER TO SHEET 0202

**GENERAL NOTE: ALL GRANITE PAVING IS TO BE SET OUT FROM SET OUT PLAN, DETAILS AND SPECIFICATION NOTES. DO NOT SET OUT FROM GENERAL HATCH**



ISSUE	DATE	DESCRIPTION	DRAWN
1	17/01/24	FINAL	SP/DH

DESIGN APPROVAL: *[Signature]*

CLIENT ACCEPTANCE: *[Signature]*

APPROVED FOR CONSTRUCTION: *[Signature]*

STATUS: FINAL

SCALE: 1:125 FULL SIZE A1

NORTH:

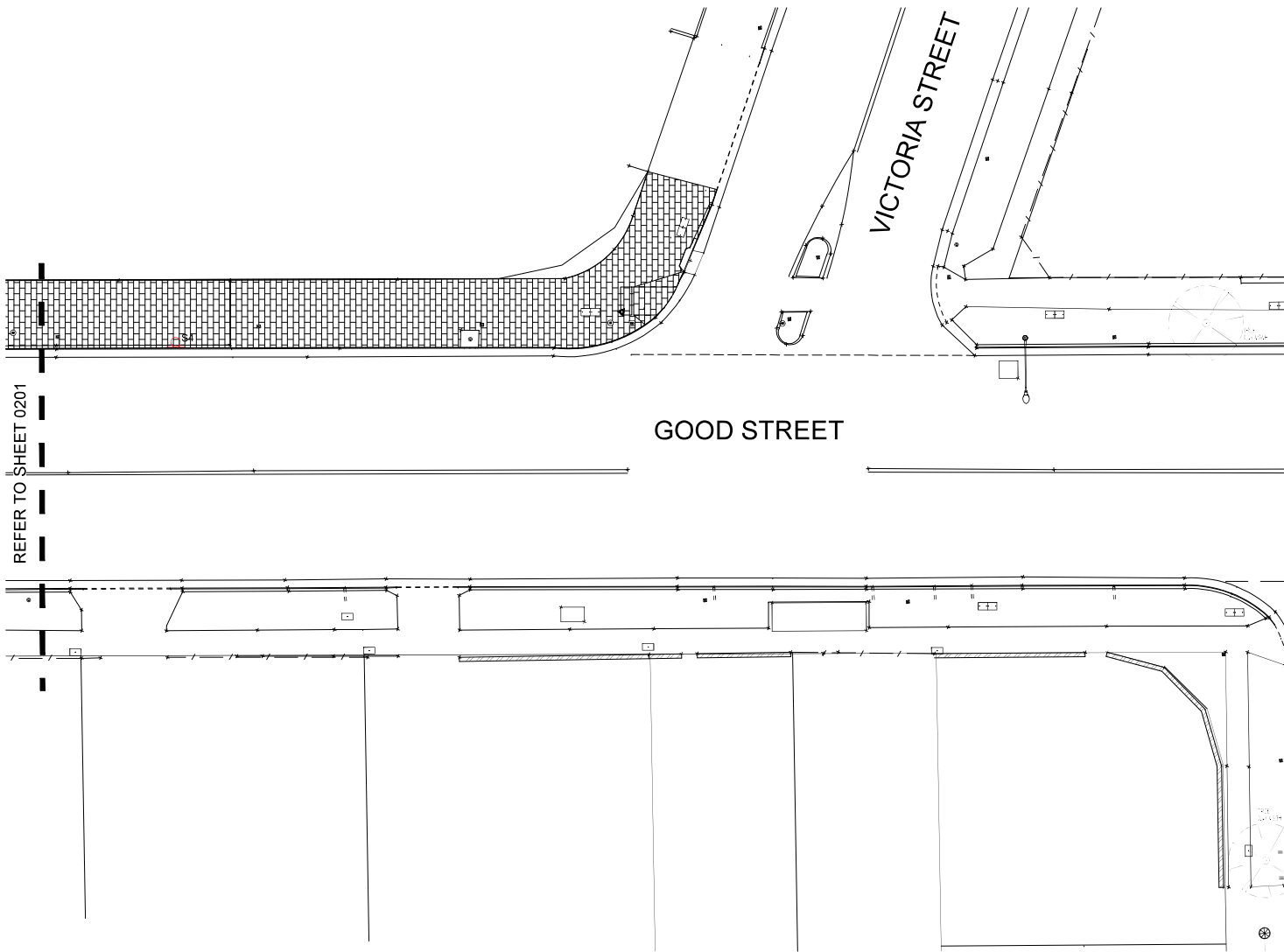
PROJECT: GOOD STREET PUBLIC DOMAIN UPGRADE

ADDRESS: GOOD STREET, GRANVILLE


CLIENT: PLACE SERVICES


DRAWING: LANDSCAPE PLAN HARDWORKS 01


PLAN No	18003	SHEET SIZE	A1
DRAWING No	0201	ISSUE/REVISION	





**LEGEND**


- 


ITEM 4.1.1, SUPPLY 600 X 300 X 50MM DEPTH EXPOLIATED 'ADELAIDE BLACK' OR AUSTRAL BLACK GRANITE PAVERS FOR PEDESTRIAN PAVEMENT. THE QUANTITY INCLUDES AN ALLOWANCE OF AN ADDITIONAL 15% FOR PAVER CUTS AND WASTAGE. REFER TO DETAILS AND SPECIFICATION NOTES.
- 


ITEM 4.2.1, INSTALL 600 X 300 X 50MM DEPTH EXPOLIATED 'ADELAIDE BLACK' OR AUSTRAL BLACK GRANITE PAVED PEDESTRIAN PAVEMENT. INCLUDES SUBGRADE PREPARATION, DGB20 BASE COURSE (TO SUIT PROPOSED LEVELS), COMPACTION, FIBRECRETE BLINDING LAYER (INCLUDING 50MM WIDE X 20MM DEEP TAPERED EDGE BEAM), MORTAR, FORMWORK, LAYING OF PAVER, CUTS, JOINTS AND FINISHES. REFER TO CIVIL DRAWINGS, DETAILS, COP STANDARD DRAWING DS45 AND SPECIFICATION NOTES.
- 


ITEM 4.2.2, INSTALL 600 X 300 X 50MM DEPTH EXPOLIATED 'ADELAIDE BLACK' OR AUSTRAL BLACK GRANITE PAVED PEDESTRIAN RAMP. INCLUDES SUBGRADE PREPARATION, DGB20 BASE COURSE (TO SUIT PROPOSED LEVELS), COMPACTION, FIBRECRETE BLINDING LAYER, THICKENED CONCRETE UPLESS RAMP (EDGE), MORTAR, FORMWORK, LAYING OF PAVER, CUTS, JOINTS AND FINISHES. REFER TO CIVIL DRAWINGS, DETAILS, COP STANDARD DRAWING DS45 AND SPECIFICATION NOTES.
- 


ITEM 4.1.2, SUPPLY 400 X 300 X 50MM DEPTH EXPOLIATED 'ADELAIDE BLACK' OR AUSTRAL BLACK GRANITE PAVERS FOR PEDESTRIAN AND DRIVEWAY PAVEMENT. QUANTITY INCLUDES AN ALLOWANCE OF AN ADDITIONAL 15% FOR PAVER CUTS AND WASTAGE. REFER TO DETAILS AND SPECIFICATION NOTES.
- 


ITEM 4.2.1, INSTALL 400 X 300 X 50MM DEPTH EXPOLIATED 'ADELAIDE BLACK' OR AUSTRAL BLACK GRANITE PAVED PEDESTRIAN PAVEMENT. INCLUDES SUBGRADE PREPARATION, DGB20 BASE COURSE (TO SUIT PROPOSED LEVELS), COMPACTION, FIBRECRETE BLINDING LAYER (INCLUDING 50MM WIDE X 20MM DEEP TAPERED EDGE BEAM), MORTAR, FORMWORK, LAYING OF PAVER, CUTS, JOINTS AND FINISHES. REFER TO CIVIL DRAWINGS, DETAILS, COP STANDARD DRAWING DS45 AND SPECIFICATION NOTES.
- 


ITEM 4.2.3, INSTALL 400 X 300 X 50MM DEPTH EXPOLIATED 'ADELAIDE BLACK' OR AUSTRAL BLACK GRANITE PAVED DRIVEWAY PAVEMENT. INCLUDES SUBGRADE PREPARATION, DGB20 BASE COURSE (TO SUIT PROPOSED LEVELS), COMPACTION, FIBRECRETE BLINDING LAYER, MORTAR, FORMWORK, LAYING OF PAVER, CUTS, JOINTS AND FINISHES. REFER TO CIVIL DRAWINGS, DETAILS, COP STANDARD DRAWING DS45 AND SPECIFICATION NOTES.
- 


ITEM 4.1.3, SUPPLY 600 X 300 X 30MM DEPTH EXPOLIATED 'ADELAIDE BLACK' OR AUSTRAL BLACK GRANITE PAVERS FOR PAVEMENT INLETS. QUANTITY INCLUDES AN ALLOWANCE OF AN ADDITIONAL 15% FOR PAVER CUTS AND WASTAGE. REFER TO DETAILS AND SPECIFICATION NOTES.
- 


ITEM 4.2.4, INSTALL 600 X 300 X 30MM DEPTH EXPOLIATED 'ADELAIDE BLACK' OR AUSTRAL BLACK GRANITE PAVED PAVEMENT INLETS. REFER TO COP STANDARD DRAWING DS45 AND SPECIFICATION NOTES.
- 


ITEM 4.2.5, SUPPLY AND APPLY NATURAL-LOOK SEALANT TO ALL EXPOSED GRANITE STONE SURFACES. REFER TO SPECIFICATION NOTES.
- 


ITEM 4.3, SUPPLY AND INSTALL 30 X 3MM 'DURAGAL' STEEL ANGLE EDGE AROUND TREE PITS. REFER TO COP STANDARD DRAWING DS1 TYPE 3 AND SPECIFICATION NOTES.
- 


ITEM 4.4, SUPPLY AND INSTALL HEAVY DUTY REINFORCED CONCRETE LAYBACK AND GUTTER. INCLUDES SUBGRADE PREPARATION, DGB20 BASE COURSE (TO SUIT PROPOSED LEVELS), COMPACTION, REINFORCEMENT, CONCRETE, FORMWORK, JOINTS AND FINISHES. REFER TO COP STANDARD DRAWING DS1 TYPE 3 AND SPECIFICATION NOTES.
- 


ITEM 4.5.1, SUPPLY AND INSTALL 150MM HIGH CONCRETE KERB AND GUTTER. INCLUDES SUBGRADE PREPARATION, DGB20 BASE COURSE (TO SUIT PROPOSED LEVELS), COMPACTION, CONCRETE, FORMWORK, JOINTS AND FINISHES. REFER TO COP STANDARD DRAWING DS1 TYPE 1, DETAILS AND SPECIFICATION NOTES.
- 


ITEM 4.5.2, SUPPLY AND INSTALL 150MM HIGH CONCRETE MODIFIED KERB AND GUTTER FOR TREE PIT TYPE A. INCLUDES SUBGRADE PREPARATION, DGB20 BASE COURSE (TO SUIT PROPOSED LEVELS), COMPACTION, CUT KERB INLETS FOR GARDEN BEDS, RAISED CONCRETE WATER STOPS, CONCRETE, FORMWORK, JOINTS AND FINISHES. REFER TO COP STANDARD DRAWING DS1 TYPE 1, DETAILS AND SPECIFICATION NOTES.
- 


ITEM 4.5, SUPPLY AND INSTALL 1.5M WIDE PLAIN CONCRETE KERB RAMP. REFER TO COP STANDARD DRAWING DS4 AND SPECIFICATION NOTES.
- 

ITEM 4.7.1, SUPPLY AND INSTALL 500MM WIDTH X MINIMUM 175MM DEPTH AC14 DEEP OFF-PAVEMENT ROAD PAVEMENT FROM FACE OF CIVIL WORKS. THE RESTORATION WORKS ADJACENT TO NEW CONCRETE KERB AND GUTTER WORKS IN ASPHALT ROAD PAVEMENT. REFER TO COP STANDARD DRAWING DS1 NOTE 5 AND SPECIFICATION NOTES.
- 

ITEM 4.7.2, SUPPLY AND INSTALL 10MM NOMINAL SIZED PRIMER SEAL PRIOR TO PLACEMENT OF ASPHALT RE-SHEET. REFER TO CIVIL DRAWINGS AND SPECIFICATION NOTES.
- 

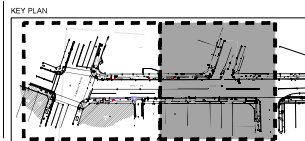
ITEM 4.7.3, SUPPLY AND INSTALL MINIMUM 10MM DEPTH ASPHALT AC10 RE-SHEET. REFER TO CIVIL DRAWINGS AND SPECIFICATION NOTES.
- 

ITEM 4.8, SUPPLY AND INSTALL 1000MM DEPTH DGB SUBBASE LAYER FOR TREE CELLS. INCLUDES SUBGRADE PREPARATION, DGB20 BASE COURSE (TO SUIT PROPOSED LEVELS) AND COMPACTION. REFER TO DETAILS AND SPECIFICATION NOTES.
- 

ITEM 4.9, SUPPLY AND INSTALL 100 X 50MM RHS DRAINAGE PIPE TO CONNECT ROAD WATER OUTLETS TO PROPOSED KERB AND GUTTER. INCLUDED ALL EXCAVATION, ELBOW CONNECTIONS, BEDDING LATER, COMPACTION, ACCOMPANION TO KERBS AS REQUIRED, MAKE GOOD OF KERB AS REQUIRED, PIPE, BACKFILLING, JOINTS, SEALS AND CONNECTIONS. REFER TO COP STANDARD DRAWING DS2 AND SPECIFICATION NOTES.
- 

ITEM 5.1, PIT 01 - SUPPLY AND INSTALL KERB INLET ON-GRADE PIT WITH 1.5M LENGTH PRECAST CONCRETE DRAINAGE UNIT, TO NEW KERB INLET PIT. INCLUDES CLASS 0 MAKE SAFE GRATE AND FRAME TO NEW KERB INLET PIT. REFER TO COP STANDARD DRAWING DS21 SHEET 1 AND SPECIFICATION NOTES.

**GENERAL NOTE: ALL GRANITE PAVING IS TO BE SET OUT FROM SET OUT PLAN, DETAILS AND SPECIFICATION NOTES. DO NOT SET OUT FROM GENERAL HATCH**



NOTES

**BEFORE YOU DIG**

ISSUE	DATE	DESCRIPTION	DRAWN
1	07/02/24	FINAL	SP/DH

DESIGN APPROVAL

CLIENT ACCEPTED

APPROVED FOR CONSTRUCTION

*R James*

STATUS

**FINAL**

SCALE

25 0 125 2.5 3.75m

1:125 FULL SIZE A1

PROJECT

GOOD STREET PUBLIC DOMAIN UPGRADE

ADDRESS

GOOD STREET, GRANVILLE

CLIENT

PLACE SERVICES

DRAWING

LANDSCAPE PLAN HARDWORKS 02

PLAN No

18003

DRAWING No

0202

SHEET SIZE

A1

ISSUE/REVISION