

CITY OF PARRAMATTA

OPERATIONAL PLAN

2024/25

PART 4

INTRODUCTION

FINANCIAL MANAGEMENT FRAMEWORK

Ensuring financial sustainability underpins Council's financial planning. Council aims to ensure its net operating position is in surplus over the medium to long term through the prudent management of Council's revenue, expenses, assets, liabilities, and insurance.

In 2024/25, Council is budgeting for a surplus Net Operating Result (before capital grants & contributions, and loss/gain on asset disposals), primarily on the assumption of:

- IPART approved Rate peg @ 5.1%
- Uptick in Interest income based on current investment outlook and
- ramp up of the new Parramatta Aquatic Centre.

Council forecasts to have continued net underlying operating surplus over the medium to long term.

PROCESS FOR ESTABLISHING AND UPDATING THE BUDGET FOR 2024/25

Under the Local Government Act 1993 and related regulations and guidelines, an Operational Plan is required to be released for public exhibition and subsequent adoption by Council, to issue annual council rates notices to ratepayers by first of August.

The budget has been based on the priorities and objectives adopted for the City of Parramatta through council's internal and external consultation processes.

BUDGET HEADLINES

Council is budgeting for Operating Revenues of \$346.1m (excluding Capital grants and contributions of \$75.7m), with \$229.2m coming from rates and annual charges. Operating expenses are budgeted at \$340.1m, resulting in a surplus of \$6m as net underlying operating result.

In 2024/25, the budget provides funding for strategic priorities identified in the operational plan including:

- a capital works program of \$194.6m
- IPART rate pegging at 5.1%.
- Domestic Waste Reserve 0% increase and one-off \$50 rebate per residential rate payer in FY25
- Full year surplus (excluding depreciation) from Parramatta Aquatic Centre (~\$0.6m)

RESTRICTIONS ON REVENUE

Local Government is restricted in its capacity to raise revenue to fund Community services. The primary sources of revenue are rates and annual charges. In 2024/25, Council will derive 66% of total revenue from ordinary rates and annual charges (including Domestic Waste charges).

Full details of rates to apply in 2024/25 are outlined under Rates and Charges.

OPERATING REVENUE AND EXPENDITURE		Operating Revenue	Operating Expenditure	Net Operating
		2024/25	2024/25	2024/25
Directorate	Bus Unit	\$'000	\$'000	\$'000
City Assets and Operations	Capital Project Delivery	105	1,602	(1,496)
	City Services Administration	0	1,519	(1,519)
	Environment and Sustainability	624	19,598	(18,973)
	Fleet and Depot Operations	172	7,319	(7,147)
	Infrastructure Grants and Major Projects	24	3,085	(3,060)
	Parks and Open Spaces	38	18,007	(17,969)
	Project Delivery	1,000	44	956
	Regulatory Services Unit	13,892	11,683	2,209
	Road and Infrastructure	3,184	34,376	(31,193)
	Waste and Cleansing	49,640	47,150	2,490
City Assets and Operations Total		68,680	144,382	(75,702)
Community and Culture	Community Hubs	1,518	10,377	(8,859)
	Community Infrastructure	0	1,073	(1,073)
	Community Services Admin	0	826	(826)
	Cultural Strategy	0	935	(935)
	Libraries	859	10,974	(10,114)
	PAS & Cultural Services	174	1,797	(1,623)
	Riverside Theatres	5,355	8,097	(2,742)
	Social and Community Services	20,006	22,657	(2,651)
Community and Culture Total		27,912	56,736	(28,824)
City Planning and Design	City Design	332	4,131	(3,799)
	City Planning and Design	0	964	(964)
	City Strategy	0	4,477	(4,477)
	Development & Traffic Services	7,533	11,856	(4,323)
	Infrastructure Planning & Design	284	2,686	(2,402)
	Major Projects and Precincts	535	2,802	(2,267)
	Strategic Land Use Planning	0	3,029	(3,029)
City Planning and Design Total		8,684	29,944	(21,260)
City Engagement and Experience	City Experience and Engagement Admin	0	1,332	(1,332)
	Communications and Customer Engagement	29	8,154	(8,125)
	Events and Festivals	268	6,823	(6,555)

	Marketing Brand and Creative Services	0	6,018	(6,018)
City Engagement and Experience Total		297	22,327	(22,030)
Finance & Information	Business Improvement	0	0	0
	Finance Administration	0	446	(446)
	Finance and Information Administration	0	660	(660)
	Financial Accounting Treasury and Payables	22,300	1,990	20,310
	Financial Planning and Analysis	0	1,106	(1,106)
	Financial Systems and Improvement	0	224	(224)
	Governance and Risk	132	9,404	(9,273)
	ICT - Information Communication & Techno	0	23,948	(23,948)
	Property Assets Security and Services	22,855	28,581	(5,726)
	Property Development Group Projects	2,500	137	2,363
	Rates	(268)	2,575	(2,843)
Finance and Information Total		47,518	69,071	(21,553)
People Culture and Performance	Organisational Capability & Talent Manager	0	2,338	(2,338)
	People and Culture	0	2,622	(2,622)
	People Culture and Performance Admin	0	705	(705)
	WHS and Wellbeing	130	1,306	(1,176)
	Workplace Relations & Strategic Projects Manager	0	886	(886)
People Culture and Performance Total		130	7,857	(7,727)
Office of the Lord Mayor and CEO	Councillor Support	0	1,509	(1,509)
	Office of the CEO	0	914	(914)
	Office of the Lord Mayor	0	1,213	(1,213)
Office of the Lord Mayor and CEO Total		0	3,636	(3,636)
Organisation Related	Organisational Costs	192,875	6,115	186,760
Organisation Related Total		192,875	6,115	186,760
Underlying Surplus/(Deficit) after Operating Grants		346,097	340,069	6,028
City of Parramatta	Add: Capital Grants and Contributions	75,732	0	75,732
	Add: Loss (Gain) on Assets Disposal & Internal Allocation	20,449	20,643	(194)
	Net Underlying Result Excl. Capital Rev, Asset Disposal & Internal Allocation	442,277	360,711	81,565

2024/25 CAPITAL PROGRAM – Total \$194.65M

LIST OF CAPITAL PROJECTS	Capital Budget	
Projects	FY 2024/25 \$'000	Next 3 Years \$'000
WICR305 Riverside Theatres Redevelopment	5,387	131,051
Roads Renewal Program	8,000	28,756
WICR313 Western Precinct Connections	2,087	27,153
AF1 Dence Park Pool	20,841	24,637
WICR329 Don Moore Community Hub	815	20,182
Civic Link Program (Capital)	6,522	19,472
Mobile Garbage Bin Roll Program	13,800	17,215
WICR346 Duck River Nature Trail	2,000	17,000
Newington Reserve Upgrade	7,281	14,563
Granville Town Square	4,425	12,684
SES Facility	11,000	11,000
WICR295 Parramatta CBD to Sydney CBD Cycleway	3,000	10,696
Belmore Park Stage 1	500	9,700
WICR344 Finlaysons Creek Cycleway	1,000	9,539
Hunts Creek Culvert	9,526	9,526
Kerb & Gutter Renewal Program	3,000	9,227
WICR322 Eastern Parramatta River & CBD Precinct Connections	1,500	9,035
WILGA206 Doyle Ground Sports Facility Improvements	6,321	8,317
WICR1040 Strengthening the Heart of Play	1,653	8,135
Alfred Street Cycleway Stage Two	2,277	7,827
Integrated Parking Solutions Program	3,103	7,008
Community Buildings Capital Improvement	2,210	6,630
Footpaths Construction Program	2,000	6,598
Drainage Construction Program	2,030	6,338
Motor Vehicle Replacement Program	2,000	6,151
WILGA208 Rydalmere Park Stage 4	1,405	5,970
WICR342 Epping Town Centre Oxford St	813	5,230
Major Council Plant & Other Equipment Replacement Program	1,700	5,229
Footpath Renewal Program	1,680	5,167
Pavilion Capital Improvement Program	3,500	5,044
WICR294 Carter Street Community Centre Fit-out	5,007	5,007
Doyle Ground Stage 2 Sports Facility Improvements	1,500	5,000
Wentworth St and Woodhouse Laneway streetscape upgrade	5,000	5,000
Stormwater Drainage Renewal Program	1,600	4,921
Flood Mitigation Program	1,645	4,797
Playground Replacement Program	1,520	4,637
WILGA207 Max Ruddock Reserve Amenities	1,119	4,527
WILGA212 Somerville Park Improvement	3,766	4,270
Sportsground Capital Improvement Program	1,250	4,192
13 Wentworth St, Parramatta Embellish Exp	0	4,000
Roads To Recovery Program	1,319	3,957
Carter Street Regional Cycleway	3,867	3,867

Phillip Street Smart Street Stage 3	285	3,800
Plr Tree Offsets	1,195	3,675
WILGA209 Sue Savage Reserve	845	3,674
2-way conversion of Valentine Av & Wentworth St streetscape	600	3,641
Cap N'hood Imp Program	400	3,600
Library Capital Resources	1,133	3,500
City River-South Bank Terrace upgrades	213	3,453
Asbestos Remediation Works Program	1,000	3,283
George Street East Cycleway	3,055	3,055
Eastbound right turn bay-Parkes St at Wigram St, Harris Park	50	3,000
Cbd - George Street - Streetscape Upgrade	300	2,800
Client Technology & Computer Renewal Program	2,000	2,620
Ground Floor 9 Wentworth St	2,000	2,000
myWorkplace ICT Workstream	1,750	1,750
Robin Thomas Reserve Improvements	1,750	1,750
Public Trees Program	400	1,749
Charles Street Footbridge	250	1,726
Drainage Improvements In Growth Areas	350	1,699
Bnp - Epping Town Centre High Streets Upgrade	1,608	1,608
Traffic Signals-Carlingford Rd	1,550	1,550
Public Safety CCTV Network	500	1,500
Phillip Street Smart St Stage 2	1,500	1,500
Bridge Upgrades & Renewal Program	350	1,388
Parks Stormwater Reuse Program	600	1,327
WILGA211 Active Youth are Healthy Youth	640	1,291
WILGA210 Let's Play at Kilpack	1,194	1,194
Contaminated Land Management In Public Parks and Land	380	1,169
Civil Construction Program	240	1,153
Parks Program	220	1,092
2020/21 Black Spot Program	0	1,000
Protecting Dams Capital Works Program	320	984
WICR327 Lake Parramatta Upgrade Stage 2	486	971
Hill Road Flood Study	320	960
Waterways Restoration	300	923
Energy & Water Upgrades To Council Assets	300	800
Roundabout-North Rocks Rd at Loyalty Rd North Rocks	800	800
Roundabout-Fitzwilliam Rd at Tucks Rd Toongabbie	800	800
Child Care Centres Capital Renewal	220	660
Rydalmere Park Masterplan stage 3	630	630
Street Furniture Program	200	618
Improving Water Quality In Parramatta Waterways	200	615
Parramatta Art and Culture Walk	200	600
Multi Level Car Parks Capital Renewal Program	200	600
Roundabouts-Gladstone St at Brickfield St/Buller St, Nth Parr	0	600
Libraries Capital Renewal	270	590
Nursery Management for Bushland Plants & Landscaping Works	170	523
Community Hubs Capital Purchases	160	493
Riverside Theatres Plant, Staging Equipment	155	477
Bridge Assets - Safety Upgrades	150	461

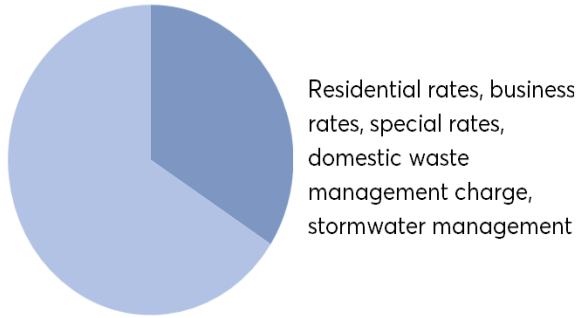
Wayfinding Updates	150	450
Ward Initiatives - Rosehill	150	450
Ward Initiatives - North Rocks	150	450
Ward Initiatives - Parramatta	150	450
Installation Of Rooftop Solar Panels on City Assets Program	150	450
Rapid Deployment CCTV Cameras	150	450
Ward Initiatives – Epping	150	450
Ward Initiatives – Dundas	150	450
CBD Bike Lanes	437	437
Walking Track Construction	70	423
Park Signage Replacement Program	132	406
James Ruse Reserve Public Toilet: Local Small Commitments Al	150	400
City River-North Bank Terrace upgrades	0	373
Public Domain Lighting	80	350
Roundabout - Thomas St at Morton St, Parramatta	30	330
WILGA213 West Epping Dog Off Leash Area	316	316
Sustainable Water Program	100	308
Cemeteries and Memorials Program	92	303
Bennelong Parkway Bridge Link	269	269
Raised Pedestrian-Macarthur St at Albert St East, North Parramatta	25	250
Raised Pedestrian - Midson Road at Grant Close, Epping	25	250
Fennell St Car Pak Redevelopment	250	250
Real-Time Monitoring Network	50	150
Tree Offset Program	20	103
Traffic Signals-Pennant Hills Rd at Moseley St, Carlingford	100	100
Caber Park Upgrades: Local Small Commitments Allocation	92	92
Footpath - Yates Ave between Alexander St/McKay St, Dundas	0	80
Replacement of Library RFID Equipment	0	35
Community Facilities & Parks Refurbishments	10	31
Grand Total	194,654	607,759

WHERE DOES OUR CASH FOR CAPITAL WORKS COMES FROM

Funding Source	Draft BGT FY25 (\$000)	%
Cultural Reserve (Riverside)	1,020	1%
Developer Contributions	35,792	18%
Domestic Waste Management	13,800	7%
General Reserve - Discretionary	27,647	14%
General Reserve - Non-Discretionary	17,963	9%
Grants & Contributions	74,775	38%
Parking Meters	541	0%
Property Development Reserve	21,051	11%
Special Rates	200	0%
Storm water levy	1,865	1%
Total Proposed Capex FY25	194,654	

WHERE DOES COUNCIL'S MONEY COME FROM

Rates & annual charges 52% - \$229.3m



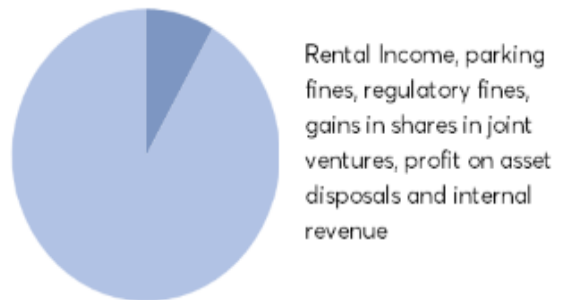
User chargers and fees 11% - \$50m



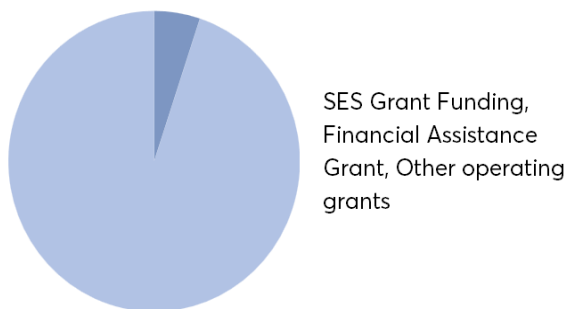
Investment interest 5% - \$23.7m



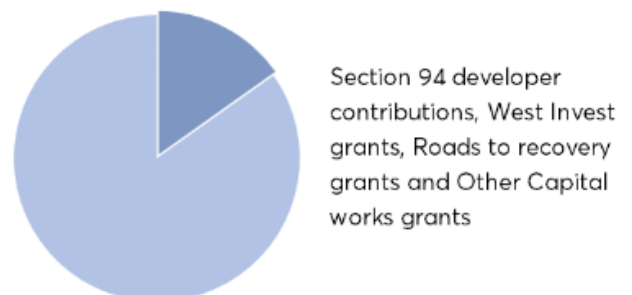
Other revenue 9% - \$39.9m



Operating grants & contributions 5% - \$23.7m

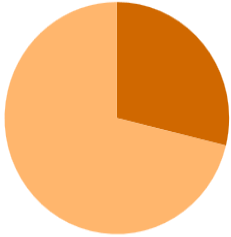


Capital grants & contributions 18% - \$75.7m



HOW DOES COUNCIL SPEND ITS MONEY

Employee costs 41% - \$145.9m



Salaries & Wages, Superannuation, Annual Leave, Long Service Leave, Training & Development, Uniforms, FBT expenses, Workers' Comp

Materials & contracts 20% - \$72.3m



Domestic garbage collection contracts, garbage disposal expenses, IT software and hardware maintenance, building maintenance contracts, plumbers.

Other expenses 21% - \$75.9m



Insurance premiums, Street Lighting, Electricity, Water & Sewerage charges, Bank charges, Fire service levy, Council events, Councillor expenses, Donations, Telephone, Reserve funding.

Depreciation 18% - \$66.5m



Depreciation and amortisation of council assets

STATEMENT OF FINANCIAL PERFORMANCE

Description	(\$,000)
REVENUE FROM CONTINUING OPERATIONS	2024/25
Ordinary Rates	178,974
Annual Charges	50,278
Total Rates & Annual Charges	229,252
User Charges & Fees	49,973
Interest and Investment Revenue	23,690
Grants and Contributions Provided for Operating Purposes	23,721
Internal Revenue	19,799
Other Revenue	18,880
Joint Venture Income	600
Total Revenues from Continuing Operations	365,915
EXPENSES FROM CONTINUING OPERATIONS	
Employee Costs	145,934
Materials & Contracts	72,331
Borrowing Costs	98
Depreciation & Amortisation	66,500
Other Operating Expenses	55,225
Internal Expenses	20,204
Total Expenses from Continuing Operations	360,293
'OPERATING RESULT BEFORE CAPITAL REVENUE & GAIN / LOSS ON ASSET DISPOSALS	5,623
Capital Grants and Contributions	75,732
Net Gain on Disposal of Assets	211
'OPERATING RESULT AFTER CAPITAL REVENUE & GAIN / LOSS ON ASSET DISPOSALS	81,565

BUDGET

2024/25 STATUTORY REPORT FORMAT

STATEMENT OF FINANCIAL POSITION

Description	(\$,000)
ASSETS	2024/25
Current assets	
Cash and cash equivalents	57,517
Investments	329,853
Receivables	11,327
Inventories	120
Other	1,711
Total current assets	400,528
Non-current assets	
Receivables	109,349
Investments	2,988
Infrastructure Property, Plant & Equipment	3,823,694
Leased Assets	923
Investments Accounted for Using Equity Method	3,635
Total non-current assets	3,940,589
Total assets	4,341,117
Description	(\$,000)
LIABILITIES	2024/25
Current liabilities	
Payables	69,244
Borrowings	0
Lease Liability	1001
Provisions	40,870
Total current liabilities	111,116
Non-current liabilities	
Payables	62
Borrowings	0
Provisions	39,368
Total non-current liabilities	39,430
Total liabilities	150,546
Net assets	4,190,571
EQUITY	
Retained earnings	3,500,051
Reserves	690,520
Total Equity	4,190,571

BUDGET

2024/25 STATUTORY REPORT FORMAT

STATEMENT OF CASH FLOWS

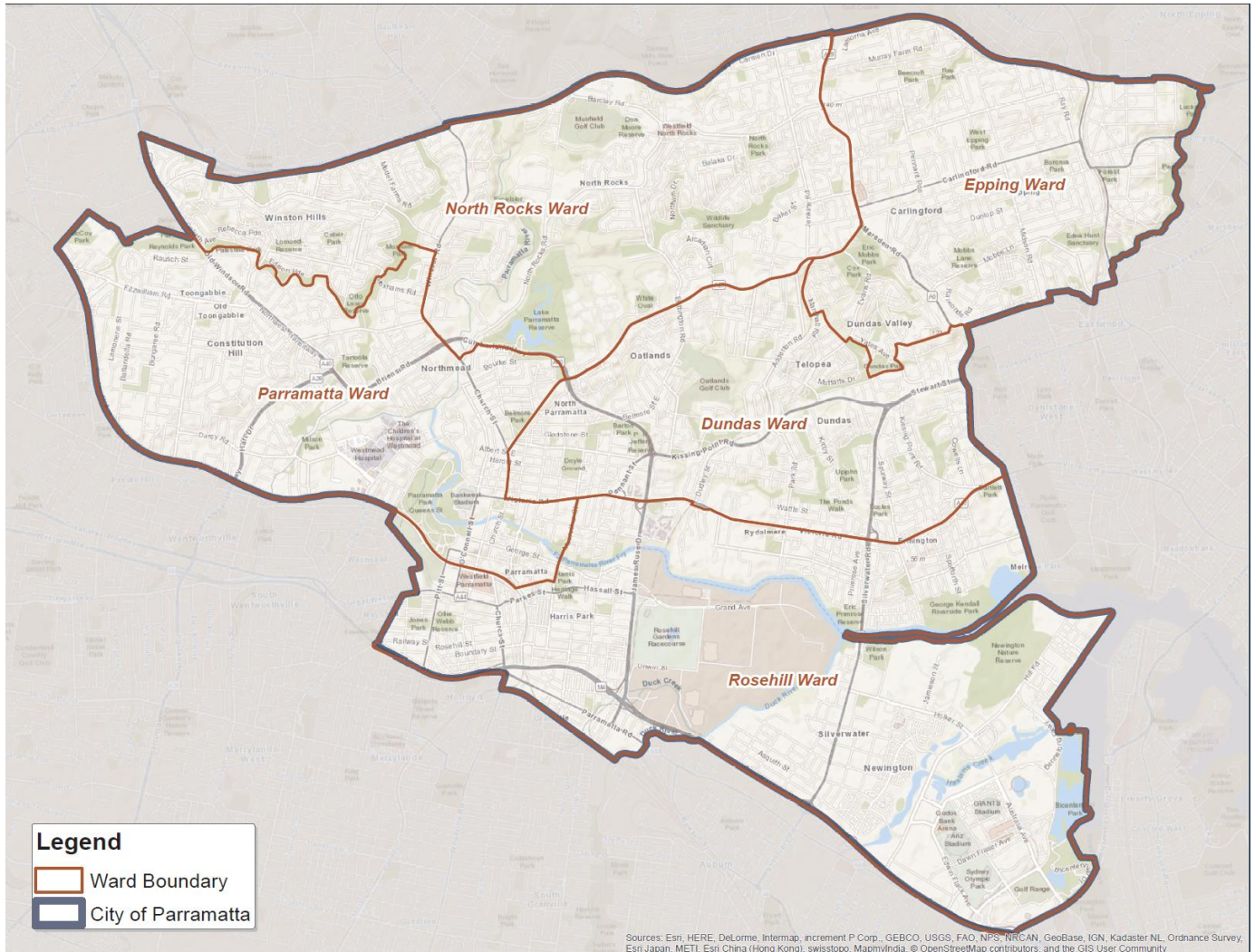
Description	(\$,000)
CASH FLOWS FROM OPERATING ACTIVITIES	2024/25
Receipts:	
Rates and annual charges	229,252
User charges and fees	49,973
Investment revenue and interest	23,690
Grants and contributions	99,453
Other Revenues	18,880
Payments:	
Employee benefits and on-costs	(145,934)
Materials and contracts	(72,331)
Borrowing costs	(98)
Other	(55,225)
Net cash provided (or used in) operating activities	147,660
CASH FLOWS FROM INVESTING ACTIVITIES	
Receipts:	
Sale of investments	886,967
Sale of fixed assets	7,083
Payments:	
Purchase of investments	(857,961)
Purchase of fixed assets	(186,381)
Net cash provided by (or used in) investing activities	(150,292)
CASH FLOWS FROM FINANCING ACTIVITIES	
Receipts:	
Borrowings and advances	-
Other	-
Payments:	
Borrowings and advances	(852)
Lease Liabilities	(2,200)
Other	-
Net cash provided by (or used in) financing activities	(3,052)
Net increase/(decrease) in cash & cash equivalents	-
Cash & cash equivalents at beginning of reporting period	63,201
Cash & cash equivalents at end of reporting period	57,517

STATEMENT OF REVENUE POLICY - Incorporating the Statement of Fees & Charges 2024-25

BUDGET

2024/25 RATES & CHARGES

The map below depicts the City of Parramatta Local Government Area by Ward.



BUDGET

2024/25 RATES & CHARGES

RATES & CHARGES

The principle of Council rating is to levy properties within the Local Government Area to recover the cost of providing local government services to those properties. Rates and Charges are the Council's main source of recurrent income and are used to maintain infrastructure and deliver services and facilities for the community.

Annual rate increases are determined by the Independent Pricing and Regulatory Tribunal (IPART) each year, which sets the maximum general income Council can collect from ordinary rates. General income comprises income from ordinary rates but does not include income from Waste Management charges, Water and Sewerage services, Usage charges or Stormwater Management Service Charges.

The *Local Government Act 1993* states that all rateable properties are to be categorised into one of four categories of ordinary rates:

- Residential
- Business
- Farmland (not applicable in the City of Parramatta LGA)
- Mining (not applicable in the City of Parramatta LGA)

Properties that are subject to Mixed Development Apportionment Factors (MDAF) as supplied by the Valuer-General are rated part Residential and part Business based on the MDAF percentage. Properties that are not granted a MDAF are categorised according to the dominant use of the property.

The Rates for 2024/25 will be calculated on land values with a base date of 1 July 2022.

BUDGET

2024/25 RATES & CHARGES

RATE PEGGING

The NSW Government introduced rate pegging in 1976. Rate pegging limits the amount that Councils can increase their rate revenue from one year to the next. The percentage limit is determined by the IPART.

For the 2024/25 rating year IPART has announced the limit by which Council's general rates income may be varied at 5.1%. General income does not include income from Waste Management charges and Stormwater Management Service charges.

IPART changed the rate peg formula to include a population factor percentage. If our LGA population growth percentage exceeded Council's percentage growth in supplementary valuations income, then Council would receive the difference in addition to the rate peg. We have received 0.2% addition as population factor to the rate peg percentage for the 2024/25 rating year.

Over the previous 10-year period, Council has received rate peg increases of between 1.5% and 3.7%.

LAND VALUATIONS

Rates are calculated on the land value of a property multiplied by an adopted 'rate-in-the-dollar'. If the calculated rate is below the minimum rate, the minimum rate applies. The land value is determined by the NSW Valuer General who issues a Notice of Valuation at least every three years.

Council cannot make and levy a rate in respect of a parcel of land unless the Council has been furnished with a valuation in accordance with the *Valuation of Land Act 1916*. The NSW Valuer General issues valuations in accordance with that Act.

Revaluations are undertaken every three years by the NSW Valuer General – an increase or decrease in valuation does not have an impact on the overall general rates income that Council can raise but it does determine how much you pay in rates relative to every other ratepayer.

The land value used in NSW is the Unimproved Value (UV) of the land and does not include the value of the home or other structures on the land.

BUDGET

2024/25 RATES & CHARGES

RATING STRUCTURE

The Local Government Act 1993 (the Act) sets out the methodology by which a council can collect its rates income.

According to the Act, the Council's rating structure may consist of:

- an 'ad valorem' amount – which may be subject to a minimum, or
- a base amount to which an ad valorem amount is added.

Ad Valorem

An ad valorem amount is a variable charge set as a proportion of the unimproved land value of the rateable property – that is, the value of the property without any buildings, houses, or other capital investments.

Minimum amount

The decision as to whether a council will or will not use minimum rates is entirely left to the discretion of each council. If a council resolves to specify one or more minimum amounts of a rate in accordance with section 548(3)(a) of the Act, the size of any minimum amount must not exceed the relevant permissible limits provided for in the Act and Section 126 of the Local Government (General) Regulation 2021 unless special Ministerial approval for a higher amount has been granted.

SPECIAL RATES

Special rates are not levied by City of Parramatta. Special rates were levied but have since been discontinued due to rates harmonisation.

OTHER SPECIFIC RATING ISSUES

Upon registration of a new strata plan or deposited plan, Council will re-rate the property(s) from the date of the new strata plan or deposited plan registration.

Aggregation of rates in accordance with Section 548A of the Act may apply in the following situation – for all the lots categorised as Residential or Business on a minimum for rating purposes, one separately titled car space and one separately titled utility lot that is within the same building or strata plan may apply. All aggregations will apply from the commencement of the quarter following the lodgement of the application with Council. An application fee applies to all the applications for aggregation.

BUDGET

2024/25 RATES & CHARGES

POSTPONEMENT OF RATES

Where a property is used as a single dwelling but because of zoning or permitted use has a land value that reflects the potential use of the land rather than the actual use, Council will provide a postponement of rates in accordance with Section 591 of the Local Government Act 1993.

NON-RATEABILITY

Council will determine land to be non-rateable strictly in accordance with Sections 555 and 556 of the Local Government Act 1993 or the Local Government (General) Regulation 2021.

RATE REDUCTION FOR ELIGIBLE PENSIONERS

All NSW councils provide a mandatory rebate of up to \$250 to eligible pensioners. The former Parramatta City Council is one of the few Councils that granted an additional voluntary rebate of up to \$100 to eligible pensioners in addition to the mandatory rebate. This has now been extended to encompass all areas that now fall within the proclaimed City of Parramatta Council.

Council provides for rate reductions to eligible pensioners under Section 575 of the Local Government Act 1993. In accordance with Section 575(3) (a) of the Act, Council must provide a rate reduction of 50% of the amount of the rate levy, to a maximum rebate for combined general rate and domestic waste management charges of \$250.

PAYMENT OF RATES

Ratepayers may pay their rates in four instalments by 31 August, 30 November, 28 February, and 31 May respectively. Council is obliged to forward reminder notices one month in advance of those due dates.

During the year an additional (supplementary) rate notice may be issued which may affect the amount of rates and charges levied on some parcels of land. The rates and charges are apportioned over the remaining instalments due after the supplementary levy is applied.

CHARGES ON OVERDUE RATES

Interest accrues daily on rates and charges that remain unpaid after they are due and payable. Council will apply the maximum interest allowable pursuant to Section 566 of the Act which is determined by the Minister of Local Government each year (FY2023/24 @9%). In accordance with section 566(3) of the Act the interest rate for FY2024/25 will be as notified by the Office of Local Government and will be charged from 1 July 2024.

BUDGET

2024/25 RATES & CHARGES

GENERAL RATING INFORMATION – 2024/2025 RATES & CHARGES

At a rate peg of 5.1% for 2024/25 the following will apply:

The estimated rate income for 2024/25 totals \$178,974,284 reflective of the rate peg and other mandatory adjustments as per the following table:

Type	Category/Subcategory	Number	Ad Valorem Rate	Minimum Rate \$	Estimated Rate Income \$
Ordinary	Residential	100,954	0.00110303	790.35	111,655,455
Ordinary	Business – General	2580	0.00294351	558.56	17,654,185
Ordinary	Business – CBD	1145	0.00815030	809.92	28,080,192
Ordinary	Business - CBD #2	11	0.01974971	-	3,879,179
Ordinary	Business Industrial – ICA	1027	0.00407788	809.92	19,466,394
	Total Rates Income CoP including Council Owned Properties				180,735,404
	Rates Income from Council Properties – Internal Revenue				(268,000)
	Pensioner Rebates – Compulsory				(1,906,316)
	Pensioner Rates Subsidy				1,048,474
	Pensioner Rebates – Voluntary				(635,279)
	Total Rates Income CoP excluding Council Owned Properties				178,974,284

STORMWATER MANAGEMENT SERVICES ANNUAL CHARGE

In accordance with the Local Government Amendment (Stormwater) Act 2005 a Stormwater Management Service Charge (SMSC) is levied on all parcels of rateable urban land within the City of Parramatta - categorised for rating purposes as Residential or Business (including all sub-categories) - not being vacant land or land owned by the Crown or land held under lease for private purposes under the Housing Act 2001 or the Aboriginal Housing Act 1998.

Council administers a comprehensive waterways management program. As the principal authority responsible for the management of stormwater, Council:

- maintains over 622 km of stormwater discharge drainage pipes for stormwater conveyance.
- implements essential flood mitigation measures to protect life, property, and infrastructure.
- conserves the natural waterways of our city.
- protects bushland and other natural assets from the impacts of urban run-off by implementing purpose-built pollution control traps and water retention systems.

BUDGET

2024/25 RATES & CHARGES

The SMSC helps council fund these important programs. The following table provide details of the charges.

Category	Property Type	Charge	Estimated Yield \$
Residential	All parcels of rateable urban land categorised as Residential or Residential CBD excluding Strata properties	\$25.00	1,009,175
Residential	All strata properties categorised as Residential or Residential CBD	\$12.50	737,525
Total Residential			1,746,700
Business	All parcels of rateable urban land categorised as Business (all subcategories) including Business Strata properties	25.00 per 350m2. Capped at \$500	345,287
Business	All strata properties categorised as Business	25.00 per 35m2. Capped at \$500 with a minimum of \$5	16,045
Total Business			370,295
Total Estimated Yield			2,108,032

WASTE MANAGEMENT CHARGES

Domestic waste charges

Service	Service Mix	Size	Charge per Property	Estimated Income \$
Basic service	Domestic Waste Collection – 1 per Week	80 Litre Bin	457.85	1373
	Domestic Waste Collection – 1 per Week	140 Litre Bin	500.54	31,727,680
	Domestic Waste Collection – 1 per Week	240 Litre Bin	754.69	3,793,071
	Domestic Waste Collection – 1 per Week	660 Litre Bin	1,900.71	91,234
	Domestic Waste Collection – 1 per Week	1100 Litre Bin	2,605.84	33,875
	Alternate Week Recyclables and Garden Waste Collection included in above service charges			129.99
Additional service	Per Waste Bin – 1 per Week	140 Litre Bin	500.54	0
	Per Waste Bin – 1 per Week	240 Litre Bin	754.69	55,895
	Recycling – 1 per Fortnight	240 Litre Bin	129.99	328,094
	Garden Waste – 1 per Fortnight	240 Litre Bin	129.99	178,681
Unoccupied Land	Availability Charge	Not Applicable	89.88	

Note: Estimate may differ to financial statements due to rebates given to eligible properties.

Total Domestic Waste **48,178,863**

Note: A one-off \$50 rebate per residential rate payer to be offered in FY25

BUDGET

2024/25 RATES & CHARGES

Commercial waste charges

Service	Service Mix	Size	Charge per Property	Estimated Income \$
Basic service	Commercial Waste Collection – 1 per Wk	80 Litre Bin	490.05	0
	Commercial Waste Collection – 1 per Wk	140 Litre Bin	543.90	762,003
	Commercial Waste Collection – 1 per Wk	240 Litre Bin	819.50	734,272
	Commercial Waste Collection – 1 per WK	660 Litre Bin	2052.10	2052
	Commercial Waste Collection – 1 per WK	1100 Litre Bin	2879.45	17,276
Additional service	Per Waste Bin – 1 per Week	140 Litre Bin	543.90	0
	Per Waste Bin – 1 per Week	240 Litre Bin	819.50	0
	Recycling – 1 per Fortnight	240 Litre Bin	144.20	78,444
	Recycling – Paper/Cardboard - Annual	660 Litre Bin	695.75	0
	Recycling – Paper/Cardboard - Annual	1100 Litre Bin	942.40	9424
	Garden Waste – 1 per Fortnight	240 Litre Bin	144.20	19,035
Note: Estimate may differ to financial statements due to rebates given to eligible properties.				
Total Commercial Waste				1,622,506

SECTION 611 CHARGES

Section 611 of the Local Government Act 1993 provides that Council may make charges on persons for the time being in possession, occupation or enjoyment of a rail, pipe, wire, pole, cable, tunnel, or structure laid, erected, suspended, constructed, or placed on, under or over a public place.

Where applicable such charges will be made in 2024/25 and will be based on the nature and extent of the benefit enjoyed by the person(s) or entities concerned.

FEEES AND OTHER CHARGES

Please see the separate fees and charges document for the fees and other charges to be charged for goods and services in 2024/25. This document also includes the pricing methodology used to determine those fees and charges.